









<p>Read or share a book 3 times a week.</p> <p>3 different recordings must be put into your child's reading diary each week in order for their monkey to be moved up the 'wild about reading tree'!</p> <p style="text-align: right;"></p>	<p>Following our work on doubling ...</p> <p>Can you use items in your home to work out the double of an amount by getting the same amount twice? E.g. using lego bricks or sweets. Remember to complete the sentence "double is"</p> <p style="text-align: right;"></p>	<p>Pirates (Week 1&2)</p> <p>Can you find out any interesting facts about how pirates used to live? Is that different or the same to how we live now? When would you prefer to live?</p> <p style="text-align: right;"></p>	<p>Floating and sinking investigation</p> <p>Can you conduct your own investigation by finding a selection of items, discussing what they are made of, making a prediction and then testing them in the bath?</p> <p style="text-align: right;"></p>
<p>Changing seasons</p> <p>Can you go on a summer walk and see what you notice. Has the weather changed? Do the plants look different from the spring time?</p> <p style="text-align: right;"></p>	<p>Sea creatures (Week 3&4)</p> <p>Can you ask a grown up to film you talking about your favorite sea creature. Try to speak clearly and in full sentences.</p> <p style="text-align: right;"></p>	<p>Practice counting beyond 20.</p> <p>Can you count all the way up to 50? 100? Be careful not to miss any numbers out. Are you able to correctly transition through each 10 e.g. 48, 49, 50! 51 ...</p> <p style="text-align: right;"></p>	<p>Can you make your very own treasure map? (Week 2) We will be looking closely at treasure maps only having 'permanent' human and natural features. Can you make your own. You could even tea stain it?</p> <p style="text-align: right;"></p>
<p>Competition Time!</p> <p>Mr Smith will be preparing the children for athletic skills ready for our first sports day. Can you practice basic skills of running, jumping and throwing perhaps in your garden/the park. Discuss what it takes to be a good sport when we win and lose.</p> <p style="text-align: right;"></p>	<p>The word 'balloon' has the long oo sound.</p> <p>Can you write lots of words containing the 'oo' sound onto a balloon.</p> <p>Ask an adult to play you some music and keep the balloon in the air with your body. When the music stops catch the balloon and read a word.</p> <p style="text-align: right;"></p>	<p>Sea Creatures (Week 3 & 4)</p> <p>Can you draw / build a new silly sea creature? E.g. a sea creature with the head of a shark and the legs of an octopus.</p> <p style="text-align: right;"></p>	<p>Practice writing simple sentences</p> <p>Ask Fred some questions!: For example: Do you like...?</p> <p>Write your questions for Fred so he can read them and answer them. You can draw a picture too. Don't forget to use finger spaces and a full stop.</p> <p style="text-align: right;"></p>



Homework Menu (Summer 2)

In the table, there are a range of homework activities to choose from. You must complete the activities highlighted in grey each week.

You can choose which activities you complete each week; however, by the end of the half term, you must have earned a total of 20 stars.

Once you have completed a homework task, please take a photo and upload it to your child's Tapestry account.