















Homework menu! (Spring Term 2) Year 3

In the table, there are lots of different homework activities to choose from. You **MUST** complete the activities that are **coloured grey each week**. At least **one 4-star activity** must be completed in a half term. You can choose to do whatever you like each week, however by the end of the half term, you must have earned 20 stars. When you have completed a homework task, put a cross through the box and colour in the number of stars you achieved. If you manage to earn 20 stars or more over the half term, you will earn a sticker.

| | | | |
|--|--|--|---|
| <p>Spellings Practise your spellings each week, ready for a spelling test each Friday.</p> <p></p> | <p>English – Instruction Write a recipe for your favourite food! Make sure you use the correct adverbs throughout. For example, carefully crack the eggs. Vigorously stir the pot.</p> <p></p> | <p>Reading - Comprehension Complete the reading comprehension tasks attached over the term. There are 3 to complete.</p> <p></p> | <p>DT Create a design for a t-shirt that you would wear when seeing your friends. This design should be colourful and eye catching!</p> <p></p> |
| <p>JIGSAW Produce a poster about the dangers of strangers and what to do when confronted by one.</p> <p></p> | <p>PE Make a presentation about your favourite sports person. This could be anyone from Cristiano Ronaldo to Max Verstappen!</p> <p></p> | <p>Reading Read at least 3 times a week. Ask an adult to write in your school planner.</p> <p></p> | <p>History Research the roman road network – particularly Fosse Way. Where did it go? How old is it? Why was it built?</p> <p></p> |
| <p>RE Perform research to find out about different wedding traditions in Islam, Buddhism, and Christianity. You can provide evidence in any format, ie. Presentation or handwritten.</p> <p></p> | <p>Maths Practise your times tables or play on Times table Rockstar/NumBots at least twice a week.</p> <p></p> | <p>Science Perform an experiment to show how the heart beats faster when exercising. Remember to count the heart beats per minute each time to provide a fair test.</p> <p></p> | <p>Computing Using a search engine (i.e. Google or Kidrex) identify the tallest building, bridge, mountain, waterfall, dog, human and even sandcastle!</p> <p></p> |
| <div style="display: flex; justify-content: space-around;"> <div style="border: 1px solid black; width: 30px; height: 30px; margin: 2px;"></div> <div style="border: 1px solid black; width: 30px; height: 30px; margin: 2px;"></div> <div style="border: 1px solid black; width: 30px; height: 30px; margin: 2px;"></div> <div style="border: 1px solid black; width: 30px; height: 30px; margin: 2px;"></div> <div style="border: 1px solid black; width: 30px; height: 30px; margin: 2px;"></div> <div style="border: 1px solid black; width: 30px; height: 30px; margin: 2px;"></div> </div> | <div style="display: flex; justify-content: space-around;"> <div style="border: 1px solid black; width: 30px; height: 30px; margin: 2px;"></div> <div style="border: 1px solid black; width: 30px; height: 30px; margin: 2px;"></div> <div style="border: 1px solid black; width: 30px; height: 30px; margin: 2px;"></div> <div style="border: 1px solid black; width: 30px; height: 30px; margin: 2px;"></div> <div style="border: 1px solid black; width: 30px; height: 30px; margin: 2px;"></div> <div style="border: 1px solid black; width: 30px; height: 30px; margin: 2px;"></div> </div> | <div style="display: flex; justify-content: space-around;"> <div style="border: 1px solid black; width: 30px; height: 30px; margin: 2px;"></div> <div style="border: 1px solid black; width: 30px; height: 30px; margin: 2px;"></div> <div style="border: 1px solid black; width: 30px; height: 30px; margin: 2px;"></div> <div style="border: 1px solid black; width: 30px; height: 30px; margin: 2px;"></div> <div style="border: 1px solid black; width: 30px; height: 30px; margin: 2px;"></div> <div style="border: 1px solid black; width: 30px; height: 30px; margin: 2px;"></div> </div> | <div style="display: flex; justify-content: space-around;"> <div style="border: 1px solid black; width: 30px; height: 30px; margin: 2px;"></div> <div style="border: 1px solid black; width: 30px; height: 30px; margin: 2px;"></div> </div> <p style="margin-left: 10px;">Extra stars:</p> |