
















Year 4 Home Learning Grid

Autumn 1 2024

In the table, there are lots of different activities to choose from. Please try to complete the activities that are in a **coloured grey box at least once a week**. Aim to earn at least 20 stars and try to do at least one **4-star** activity. **You can choose to do whatever you like each week, however by the end of the half term, you must have earned 20 stars.** When you have completed a homework task, put a cross through the box and colour in the number of stars you achieved. If you manage to earn 20 stars or more over the half term, you will earn a reward.

<p>RE On Teams, there is a worksheet about Signs and Symbols for different religions. Cut out the boxes at the bottom of the page and stick them under the correct religion or draw the symbols in the table. If you aren't sure of any, see if you can research them to find out.</p> <p style="text-align: right;"></p>	<p>Geography – What makes a mountain? Visit BBC Bitesize geography Explore mountains - BBC Bitesize Watch the video to learn some more about mountains and then have a go at the quiz further down the page. Record your score on the sheet set on Teams.</p> <p style="text-align: right;"></p>	<p>English- Homophones Using a dictionary, find the definitions for each of the words on the worksheet set on Teams and then, in your own words, write down the meanings.</p> <p style="text-align: right;"></p>	<p>SPaG- Alphabetical Order Have a go at putting the words in alphabetical order on the sheet set on Teams.</p> <p>Have a go at the SPAG activity on Spelling Shed. QuizShed - Stage 4 W1.1 Identify and sort nouns</p> <p style="text-align: right;"></p>	
<p>Maths: Have a go at the papers set on Teams for Place Value and Partitioning, 100 More or Less and Ordering and Comparing Numbers.</p> <p style="text-align: right;"></p>	<p>Art Have a go at making a mountain picture out of torn paper. There are some instructions to help you set on Teams or have a go yourself. Please attach a photo of your creation on Teams or bring it in for us to display.</p> <p style="text-align: right;"></p>	<p>Reading Have a go at the Halloween themed reading comprehension. Read the text carefully and use it to answer the questions precisely.</p> <p>Remember to read at least 3 times a week and record in your reading diary. (This will also move you one step closer to a reading reward in class!)</p> <p style="text-align: right;"></p>	<p>Computing Go to the 2Do set for you on Purple Mash and make a quiz about what you have learnt about mountains. The information on the BBC Bitesize page under the geography activity will help you. Once it is complete, see if someone in your household can have a go at the quiz.</p> <p style="text-align: right;"></p>	
<p>Science-We are learning about electricity and circuits. Electricity has many uses, but we also need to keep safe around electrical items. Have a go at the activity sheet to see if you can spot the possible dangers!</p> <p style="text-align: right;"></p>	<p>Maths Play on Timetables Rockstar regularly. Find a reminder of your login details in your reading diary.</p> <p style="text-align: right;"></p>	<p>Wellbeing – Being me in my world. Using the Jigsaw set for you on Teams think about the choices you have made today and write them in the sperate jigsaw pieces. Colour all the positive choices one colour and the negative choices different colour. Have a think how you could have turned the negative colours positive.</p> <p style="text-align: right;"></p>	<p>Spelling: Practise your spellings each week ready for your test each Friday.</p> <p style="text-align: right;"></p>	
				<p>Extra stars:</p>