







<p><b>Read or share a book 3 times a week.</b></p> <p>3 different recordings must be put into your child's reading diary each week in order for their monkey to be moved up the 'wild about reading tree'.</p> <p></p>	<p><b>Following our work on numbers to 20 (All half term)</b></p> <p>Can you order the numbers to 20. If you close your eyes and someone hides one can you work out what is missing?</p> <p></p>	<p><b>Following our history work on farms (week 5 &amp; 6)</b> Can you find foods in your home that will have come from a farm? What would it have looked like on the farm? E.g. sausages, peas, milk</p> <p></p>	<p><b>Following our own Minibeast hunt (week 2)</b></p> <p>Go into your garden or a local park. What minibeasts can you find? Can you record what you found and how many of each?</p> <p></p>
<p><b>Following our work on plants (week 3 &amp; 4).</b></p> <p>Can you plant something at home, take care of it and watch it grow? If not can you look after some of the plants on your garden? What parts can you see and name?</p> <p></p>	<p><b>Following our work on lifecycles (week 5)</b></p> <p>Can you ask a grown up to film you talking about the life cycle of your chosen animal duck, frog or butterfly.</p> <p></p>	<p><b>Practice building numbers 10—20.</b> Can you make your own number blocks using bricks or beads? E.G. for number 14 make a tower of 10 beads and 4 more. For number 11 make a tower of 10 and 1 more.</p> <p></p>	<p><b>Can you make a model minibeast? .</b> We have looked closely at the different mini beasts. Can you use lego, blocks, box modelling, play dough... to create your own? Think carefully about its features (week 1-2)</p> <p></p>
<p><b>Fine Motor Skills.</b> Mr Smith will be teaching fine and gross motor skills in PE this half term. Can you practice using your fine motor skills. This could be making a spring daisy chain, threading, scissor skills, using pegs etc...</p> <p></p>	<p><b>The word 'seed' has the long ee sound.</b></p> <p>How many <u>ee</u> words can you think of? How many can you write? Can you find any in any story books?</p> <p></p>	<p><b>Following our work on 'What the Ladybird Heard' (week 5 and 6)</b></p> <p>Can you draw your own farm map? Choose what animals will be there. Can you get a toy and give your grown up instructions to guide them through the farm?</p> <p></p>	<p><b>Practice writing simple sentences</b> Tell Fred something that you like E.g. I like ..... You can draw a picture too. Don't forget to use finger spaces and a full stop.</p> <p></p>



Name:

### Homework Menu (Summer 1) F2

In the table, there are lots of different homework activities to choose from. You **MUST** complete the activities that are coloured grey box each week. At least one 4-star activity must be completed in a half term. You can choose to do whatever you like each week, however by the end of the half term, you must have earned 20 stars. When you have completed a homework task take a photo and upload it to your child's tapestry account. If you manage to earn 20 stars or more over the half term, you will reach your homework hero award!