


































Homework menu (Spring Term 2 – 2024) Year 6



In the table, there are lots of different homework activities to choose from. You **MUST** complete the activities that are **coloured grey each week**. At least **one 4-star activity** must be completed in a half term. You can choose to do whatever you like each week; however, by the end of the half term, you must have earned 20 stars. When you have completed a homework task, put a cross through the box and colour in the number of stars you achieved. If you manage to earn 20 stars or more over the half term, you will earn the homework reward. Bring all of your completed homework (along with this grid) into school to show me by **Monday 25th March** in order to earn the homework reward.

<p>Practise your spellings each week, ready for the spelling test on Fridays. Also, complete the weekly Spelling Shed activity, and hand this in each week.</p> <p></p>	<p>Read at least 3 times a week. Remember to record this in your School Planner.</p> <p></p>	<p>Practise your time-tables or play on Timetables Rockstars at least twice a week.</p> <p></p>	<p>Each week, I will be handing out maths arithmetic activities (15 mins max) and the short grammar and punctuation booklets (just 10 questions). Please ensure these are completed and brought in on Friday morning as we will be going through answers as a class.</p> <p></p>
<p>Try the Maths Mystery ‘The Mystery of the Contaminated Chocolate’, which has been posted onto Teams.</p> <p></p>	<p>Maya Hero Twins reading comprehension (posted on Teams).</p> <p></p>	<p>Complete your individualised maths target booklet.</p> <p></p>	<p>Have a go at the SPaG Problem-Solving Mystery Game: The Mystery of the Stolen Space Suit. This has been posted on Teams.</p> <p></p>
<p>Carry out some research about the Maya number system, then try to identify the value of the Maya numbers on the worksheet (posted on Teams). There are three levels of difficulty. Try any or all of them.</p> <p></p>	<p>Find out a little about the Maya ball game Pok-ta-Pok and draw a picture of people playing it.</p> <p></p>	<p>Design an Easter Egg. An A4 template has been provided, but you may draw your own if you wish. Make it really bright and colourful.</p> <p></p>	<p>In RE we will be learning about the teachings of Jesus. Write out and illustrate one of Jesus’ parables (but not the Good Samaritan or the Prodigal Son). Explain what you think it means.</p> <p></p>
<div><div></div><div></div><div></div><div></div><div></div><div></div><div></div><div></div><div></div><div></div><div></div></div>	<div><div></div><div></div><div></div><div></div><div></div><div></div><div></div><div></div><div></div><div></div></div>	Extra stars:	